



Registration and Submission Help File

Log onto

<https://rainforestssubmission.dfcworld.com/>

POWERED BY



SUPPORTED BY

RAINFOREST





Part 1

Registration Process



POWERED BY



SUPPORTED BY



Click on <https://rainforestssubmission.dfcworld.com/>

DESIGN for CHANGE I CAN SCHOOL CHALLENGE

Change Country

REGISTER, UPLOADED YOUR STORY!

LOGIN

Username

Password

Forgotten your password?

SIGN IN

NEW USER?

SIGN UP

Select Country

Rainforest

Select Language

--Select--

English

Español

Português

Français

Select any
of the 4
languages
and press
SUBMIT

POWERED BY



SUPPORTED BY





Change Country

REGISTER, UPLOAD & SUBMIT YOUR STORY!

LOGIN

User Id

Password

[Forgotten your password?](#)

SIGN IN



NEW USER ?

SIGN UP

[REGISTRATION & SUBMISSION GUIDELINES](#)

Existing users, please fill up your User Id and Password

New users, please click on sign up button to move to the next step

POWERED BY



SUPPORTED BY



COUNTRY & LANGUAGE

Rainforest

Country*

India

Zip/Pln Code

380008

State*

Gujarat

City

Ahmedabad

Language*

English

--Select--

English

Español

Português

Français

Please fill in your
details for sign up

Note:

Please choose the
language for sign up
and submission

POWERED BY



SUPPORTED BY



CONTACT PERSON

School/Organization Name*

The Riverside School

First Name*

Nikita

Last Name *

Desai

Mobile Number*

01234567890

Please fill in your details with your active mobile number

Note:

Incase of inaccurate mobile number, we won't be able to communicate with you

POWERED BY



SUPPORTED BY



USER CREDENTIALS

Username (Your Email-id)*

nikita@dfcworld.com

Username already in use

Password*

Retype Password*

SIGN UP

BACK

Type your active email id as username. Choose any password for yourself and make a note of it. and press the button for SIGN UP

Note:

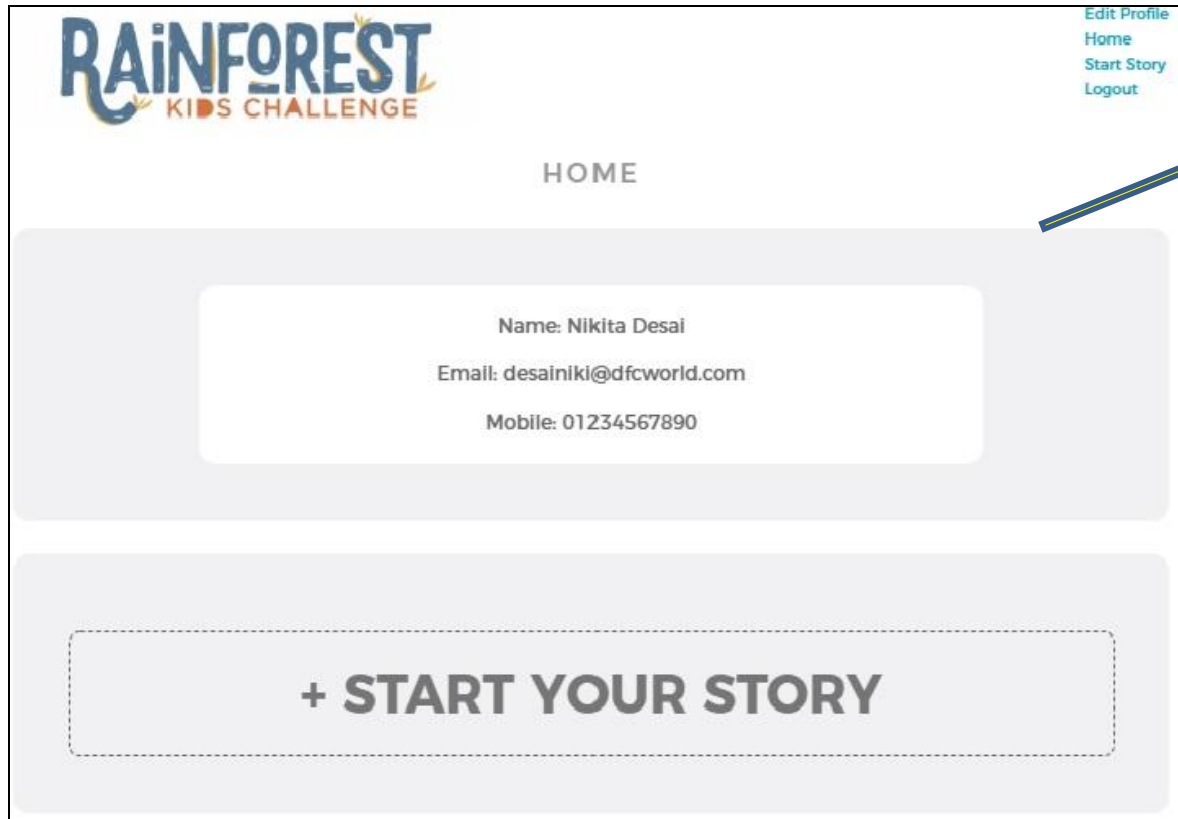
Please use a password which you can remember later. It will be great if you can write it down somewhere to refer to later

POWERED BY



SUPPORTED BY





The screenshot shows a user profile page for the Rainforest Kids Challenge. At the top left is the logo. In the top right corner, there are navigation links: 'Edit Profile', 'Home', 'Start Story', and 'Logout'. The main heading is 'HOME'. Below it, a white box contains the user's details: 'Name: Nikita Desai', 'Email: desainiki@dfcworld.com', and 'Mobile: 01234567890'. At the bottom, there is a large button with a dashed border that says '+ START YOUR STORY'. A blue arrow points from the 'Start Story' link to the right.

CONGRATULATIONS :
This completes your
SIGN UP Process



Note: You will receive a confirmation email from us, on the registered email id

POWERED BY:



SUPPORTED BY:





- In case you have completed documenting your story of change, press **START YOUR STORY**
- If you need more time before submitting your story, simply **LOG OUT**
- Come back and **SIGN IN** to **SUBMIT** your story, whenever you are ready

POWERED BY:



SUPPORTED BY:





Part 2

Submission Process

POWERED BY



SUPPORTED BY



HOME

Name: Nikita Desai

Email: desainiki@dfcworld.com

Mobile: 01234567890

+ START YOUR STORY

You can submit your story by clicking on START YOUR STORY button

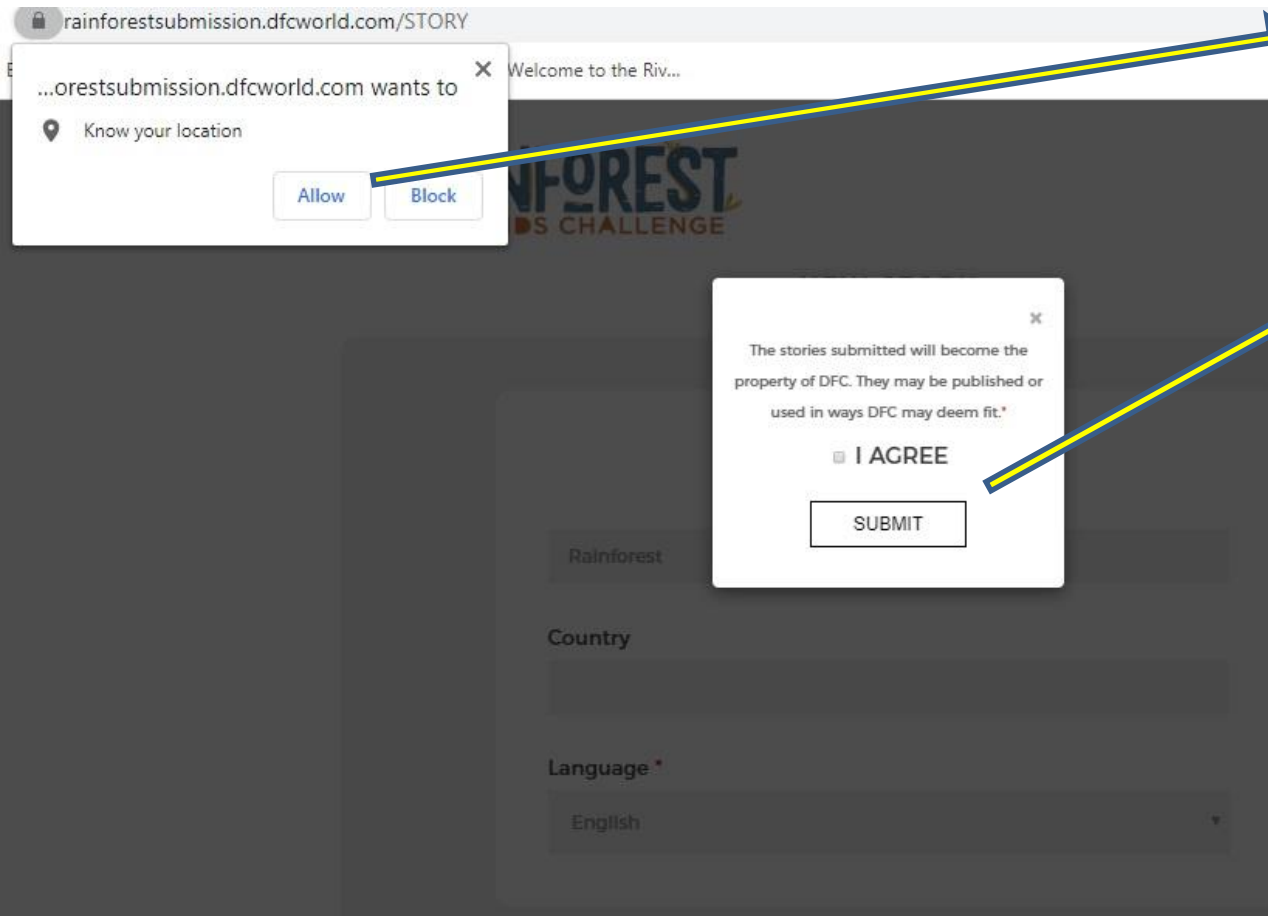
POWERED BY:



SUPPORTED BY:



RAINFOREST KIDS CHALLENGE



Click on ALLOW for Geo tagging your story

Click on I AGREE and press SUBMIT

PLEASE NOTE:

The stories, pictures and videos submitted by you will become property of DFC

POWERED BY:



SUPPORTED BY:





Guidelines regarding Story Submission

It is obligatory to **upload a video** with your story, where you and your team will be able to explain your project well. This will help our jury to get to know you better!

The video must be uploaded on YouTube and must be subtitled in English. You will have to copy paste the YouTube link.

POWERED BY



SUPPORTED BY



NEW STORY

COUNTRY & LANGUAGE

Rainforest

Country

Language *

English

Add the name of your country and choose the language

POWERED BY




SUPPORTED BY



YOUR STORY

Title of your story of change *



Give a title to your story of change

POWERED BY:



SUPPORTED BY:



MENTOR/TEACHER

School/Organization Name *

Udgam School

Organization Type

Private School

Name of Mentor / Teacher *

Nikita Desai

Teacher's Mobile Number*

01234567890

Teacher's Email ID *

desainiki@dfcworld.com

Click on the drop down button and SELECT the type of your organization

- Private School
- Public School
- NGO
- Others

Fill in other details

POWERED BY



SUPPORTED BY



ADDRESS INFORMATION *

Address *

Zip/Pin Code *

380008

State *

Gujarat

City *

Ahmedabad

Fill in the Address, Zip code, State and City of your school

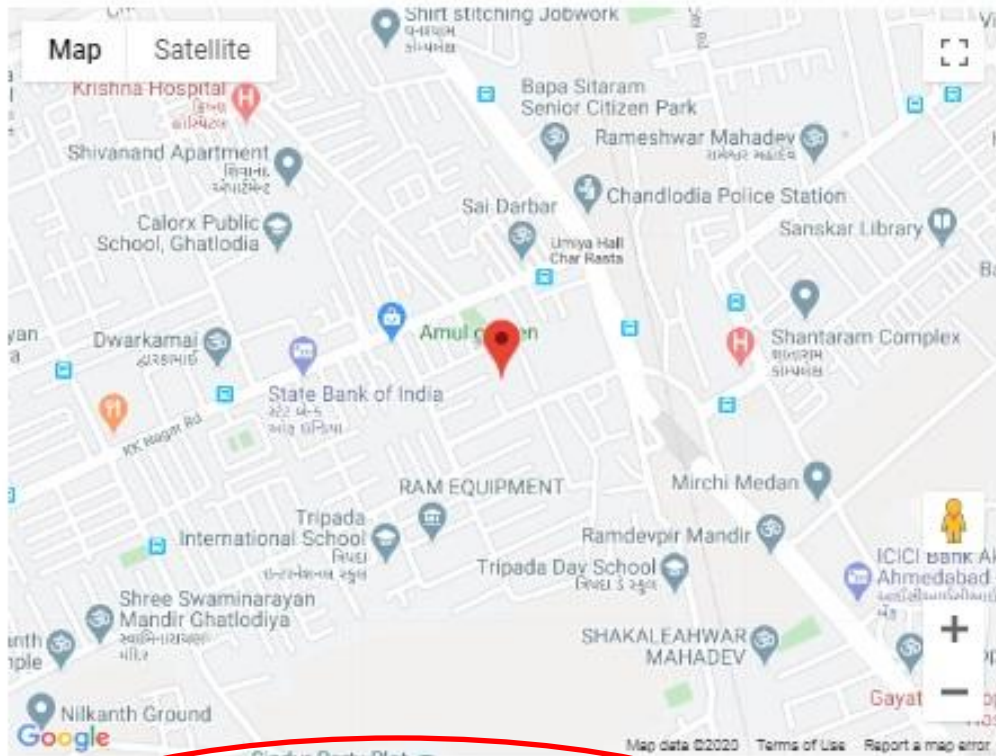
POWERED BY



SUPPORTED BY



RAINFOREST KIDS CHALLENGE



Select where is your school located in:

- City
- Town
- Village

Is your school located in a *

City Town Village

POWERED BY



SUPPORTED BY



AGE GROUP

AGE

8 to 13+

5 to 8

8 to 13+

14 to 18+

SUBMIT

Click on the drop down and choose the age group of your students

Press SUBMIT and start adding the details of FIDS process

CONNECT WITH US    WRITE TO US 

POWERED BY



SUPPORTED BY



SUBMISSION FORM

Together WE CAN

Please answer the following questions to complete your submission.



1. State the problem chosen to work and why.*

SAVE

Step 1: It is important to answer all the questions in each sections, to upload your story successfully

Press SAVE button

POWERED BY:



SUPPORTED BY:





Step 2
IMAGINE

1. List ALL the different solutions you came up with. *

SAVE

**Step 2: Type all
the solutions in
the given box**

Press SAVE button

POWERED BY:



SUPPORTED BY:





1. Describe very briefly the process of implementing your solution(s). *

2. What was the result or impact of your project? *

Step 3: Answer all the questions in this section



POWERED BY:



SUPPORTED BY:



3. A) How many people were impacted by your solution(s)? *

0

B) What did the impacted people have to say about your project?
Provide 2 quotes or testimonials: *

4. What challenges did you encounter while implementing your project, and how did you overcome them? *

5. How long did it take to implement your solution? *

- 0-7 Days 7-15 Days 15-30 Days
 MORE THAN 30 DAYS

Which global goals does your story align with?



SAVE

Step 3: Answer all the questions in this section

SELECT the Global Goal that your story aligns with

Press SAVE button

POWERED BY



SUPPORTED BY



Step 4 SHARE

1. How did you share your project with your school and community? Who did you share your project with? What was their response? *

2. Approximately how many people did you share your story of change with? *

SAVE

ADD IMAGES/VIDEOS

Step 4: Answer all the questions in this section

Press SAVE button

Proceed to add the YouTube link of the story by clicking on the button ADD IMAGES/VIDEOS

POWERED BY



SUPPORTED BY



SUBMISSION FORM



Upload
Photo 1

Upload
Photo 2

Upload
Photo 3

Upload
Photo 4

You can ADD 1 to 4 pictures for the FEEL Section

POWERED BY:



SUPPORTED BY:



Step 2
IMAGINE



Upload
Photo 2

Upload
Photo 3

Upload
Photo 4



You can ADD 1 to 4
pictures for the
IMAGINE Section

POWERED BY:



SUPPORTED BY:





Step 3

DO



You can ADD 1 to 4 pictures for the DO Section



Upload
Photo 2

Upload
Photo 3

Upload
Photo 4

POWERED BY:



SUPPORTED BY:





Step 4
SHARE



Upload
Photo 2

Upload
Photo 3

Upload
Photo 4

You can **ADD 1 to 4** pictures for the **SHARE** Section

POWERED BY:



SUPPORTED BY:



How to upload your video on YouTube

- Once you have finished making your three minute video you need to upload the video on **YOUTUBE.COM**
- Begin by signing into www.youtube.com
- Click the 'Upload' button at the top of the page
- Before you start uploading the video, you can choose the video privacy settings. Make sure you choose to make your video public, so that it is visible to everyone
- Then, click in the "Details" button and "More Options", to add the subtitles in English
- Click PUBLISH to finish uploading your video

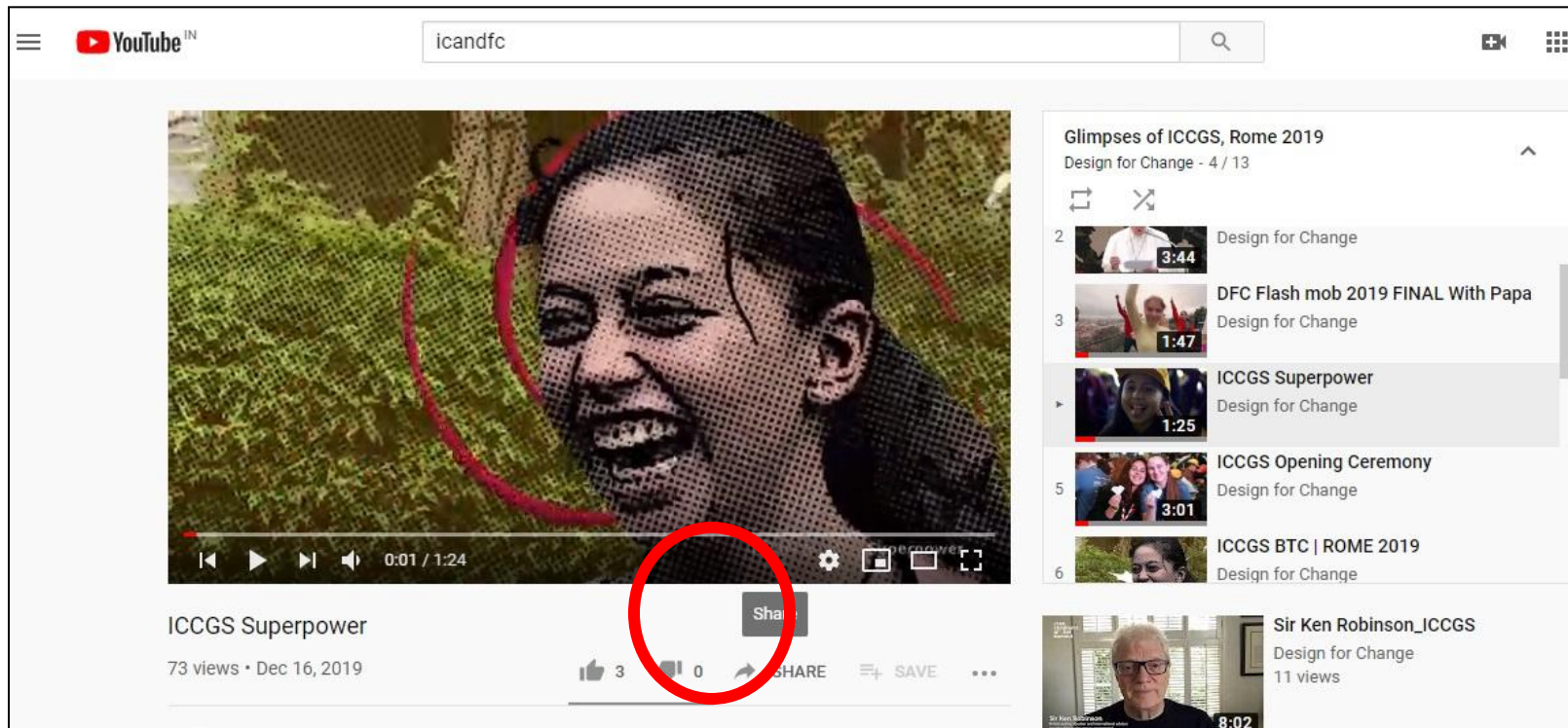
POWERED BY



SUPPORTED BY



How to copy your YouTube video's link



The image shows a screenshot of a YouTube video player. The video title is "ICCGS Superpower" and it has 73 views from December 16, 2019. The video player shows a woman smiling, with a red circle highlighting the share icon in the bottom right corner of the player. The share icon is a square with a white arrow pointing to the right. Below the video player, there are icons for like (3), dislike (0), share, save, and a menu icon. To the right of the video player, there is a list of related videos under the heading "Glimpses of ICCGS, Rome 2019". The list includes:

- Design for Change (3:44)
- DFC Flash mob 2019 FINAL With Papa Design for Change (1:47)
- ICCGS Superpower Design for Change (1:25)
- ICCGS Opening Ceremony Design for Change (3:01)
- ICCGS BTC | ROME 2019 Design for Change
- Sir Ken Robinson_ICCGS Design for Change (8:02)

Click on the SHARE icon below the YouTube video

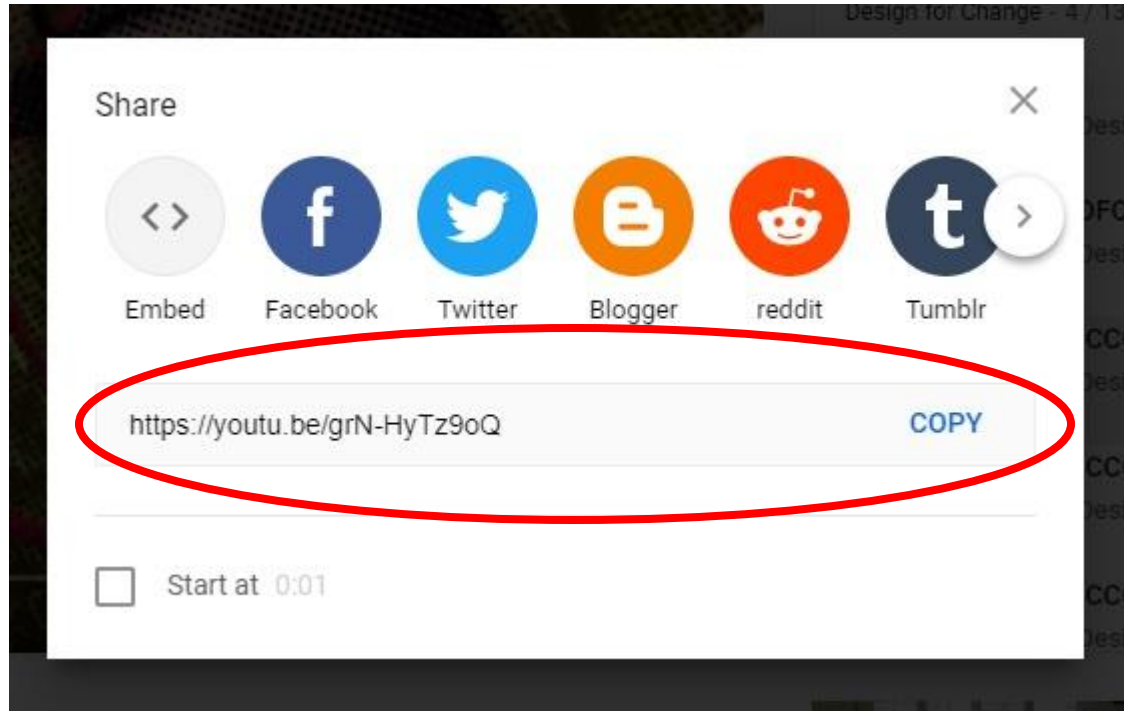
POWERED BY



SUPPORTED BY



How to copy your YouTube video's link



Copy the link shown in the box

1. Upload your video on YouTube and paste the YouTube link of your video here: *

<https://youtu.be/grN-HyTz9oQ>

SAVE

SAVE/PREVIEW YOUR STORY

BACK

Copy the link of your video and paste it onto the given space

Press SAVE button

Click on SAVE/PREVIEW YOUR STORY

POWERED BY



SUPPORTED BY





- **PREVIEW** your story
- Click on **EDIT** button if you wish to make any changes to your story
- Press **SUBMIT YOUR STORY** button

SUBMIT YOUR STORY

EDIT YOUR STORY

MANAGE PHOTO/VIDEO

POWERED BY:



SUPPORTED BY:



STORY SUBMISSION SUCCESSFULL

CONGRATULATIONS!

TOGETHER WE CAN

STORY CODE:
RAI-ENG-473972883-2020

BACK TO HOME

Edit Profile
Home
Logout

- 'CAN'gratulations for completing the story submission process successfully



Note down the story code for future reference and Logout

POWERED BY



SI



We are eagerly looking forward to your stories.
If you need more clarification, please feel free to
write to us at (-----)

Lets get every child to say 'I CAN'!!

Thank you!!!

Team DFC



POWERED BY



SUPPORTED BY

